

DIAGRAMS	
EDUCATION BUILDING ST. CLOUD STATE COLLEGE	
TRAYNOR, HERMANSON & HAHN ARCHITECTS INC. ST. CLOUD, MINNESOTA	
STRUCTURAL ENGINEERS JOHNSTON & SAHLMAN, INC. MPLS., MINN. CONSULTING ENGINEERS GAUSMAN & MOORE, INC. ST. PAUL, MINN.	
DRAWN	CHECKED
DATE NOV. 10 1969	
SHEET NO. M15 OF 15	
STATE OF MINNESOTA DEPARTMENT OF ADMINISTRATION ARCHITECTURAL AND ENGINEERING DIVISION ROOM G-10 ADMINISTRATION BUILDING ST. PAUL 55101	
APPROVED BY _____ APPROVED BY _____ APPROVED BY _____ COMMISSIONER OF ADMINISTRATION AN AUTHORIZED SIGNATURE	
STATE PROJECT NO. 6360150	

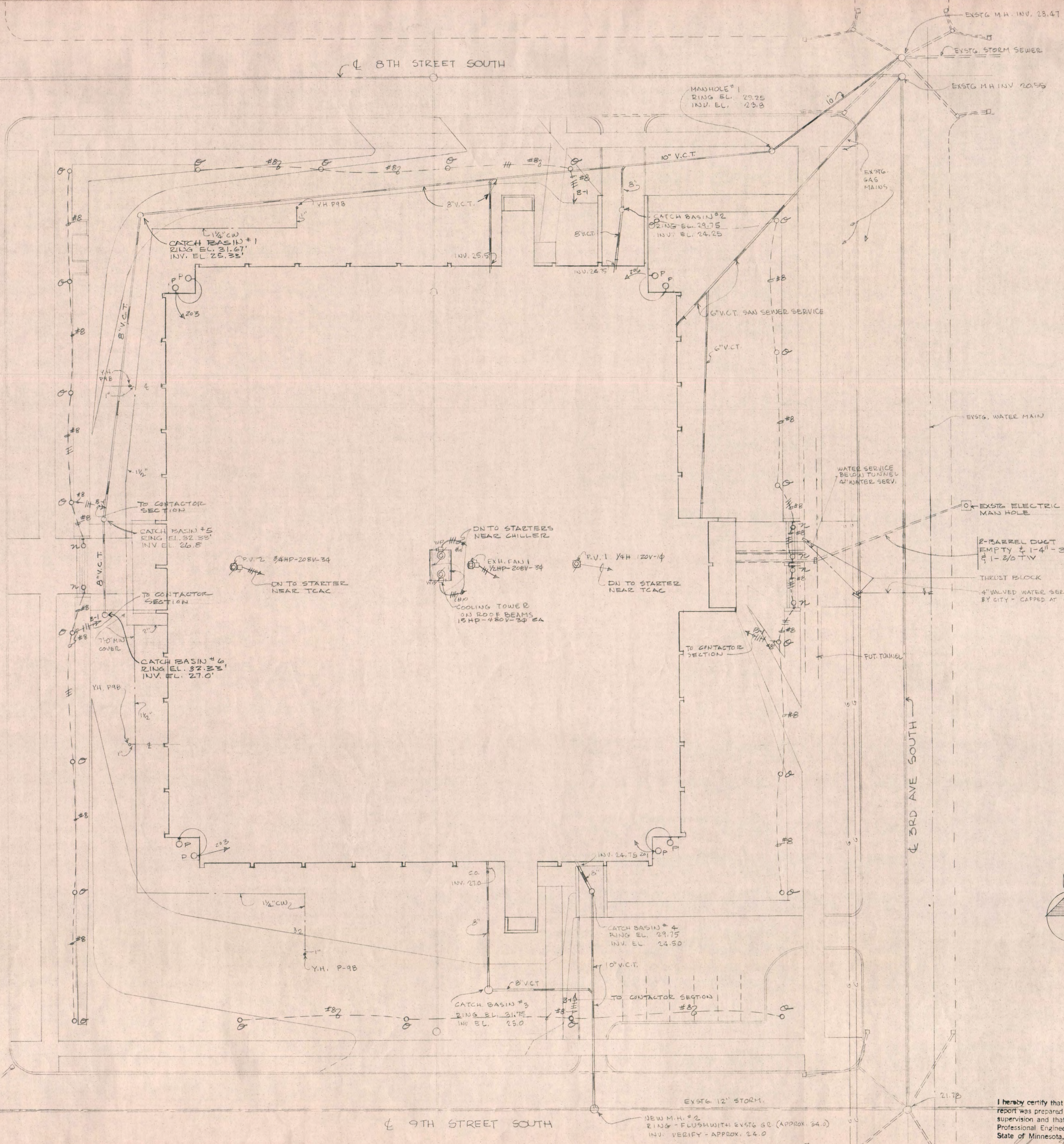
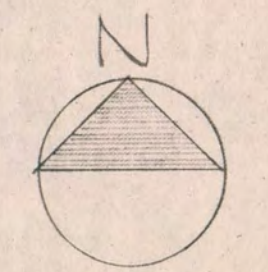
4TH AVE SOUTH

8TH STREET SOUTH

3RD AVE SOUTH

9TH STREET SOUTH

SITE PLAN 1" = 20'



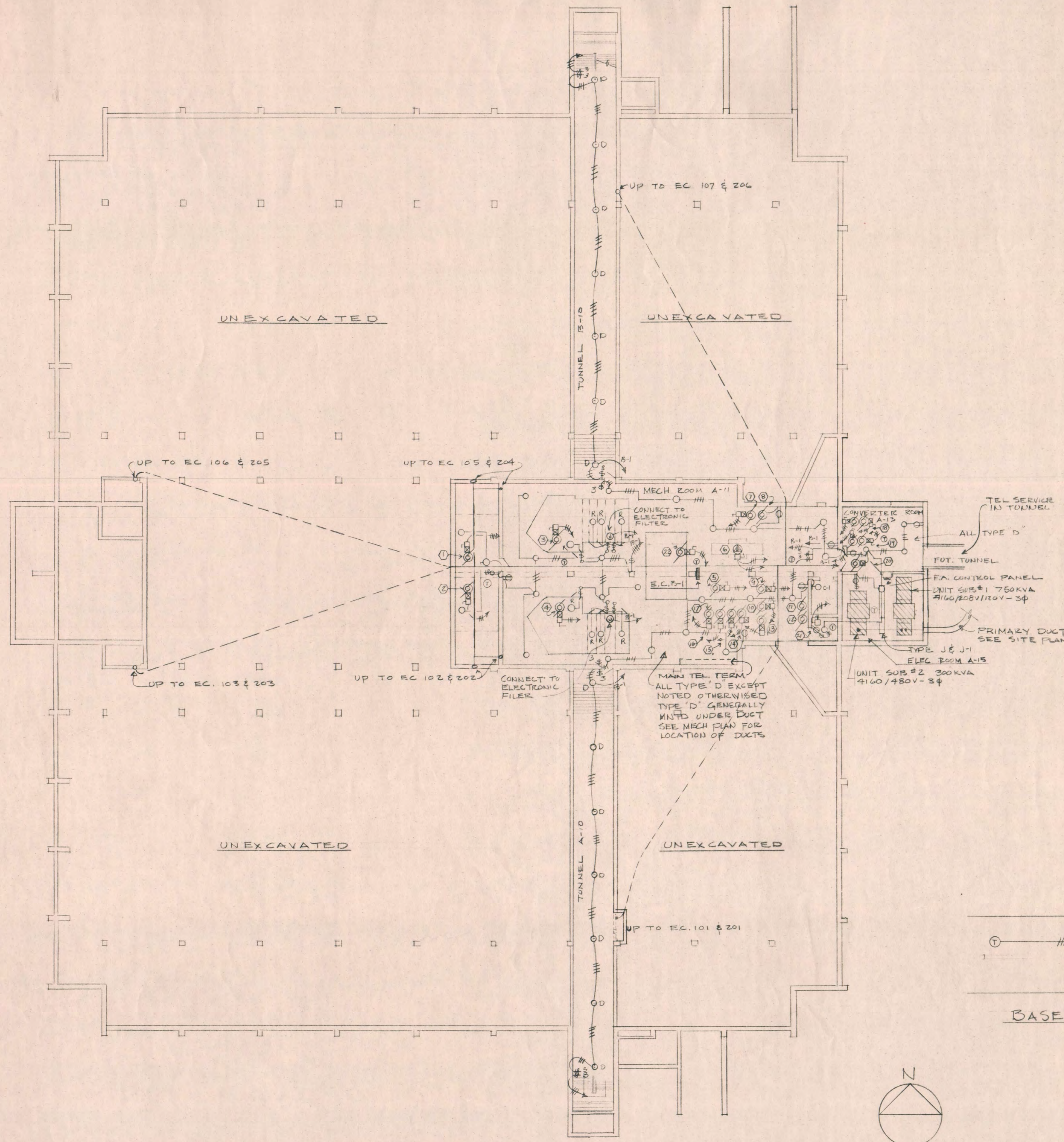
I hereby certify that this plan, specification, or report was prepared by me or under my direct supervision and that I am a duly Registered Professional Engineer under the laws of the State of Minnesota.

*James J. Kausman*  
Date 4/10/67 Reg. No. 2697

I hereby certify that this plan, specification, or report was prepared by me or under my direct supervision and that I am a duly Registered Professional Engineer under the laws of the State of Minnesota.

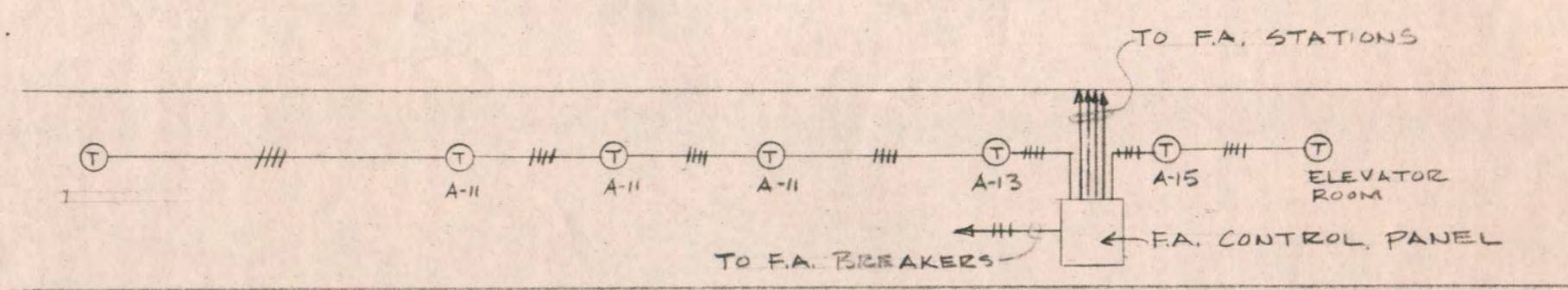
*M. Moore*  
Date 4/10/67 Reg. No. 1787

EDUCATION BUILDING ST. CLOUD STATE COLLEGE		SHEET NO.
TRAYNOR, HERMANSON & HAHN ARCHITECTS INC. ST. CLOUD, MINNESOTA		M&E 1
STRUCTURAL ENGINEERS JOHNSTON & SAHLMAN, INC. MPLS., MINN. CONSULTING ENGINEERS GAUSMAN & MOORE, INC. ST. PAUL, MINN.		OF M15 & E11
DRAWN	CHECKED	DATE Nov. 10, 1967
STATE OF MINNESOTA DEPARTMENT OF ADMINISTRATION		APPROVED BY _____
ARCHITECTURAL AND ENGINEERING DIVISION ROOM 9-10 ADMINISTRATION BUILDING ST. PAUL 55101		APPROVED BY _____
STATE PROJECT NO. 6360150		APPROVED BY _____ COMMISSIONER OF ADMINISTRATION AN AUTHORIZED SIGNATURE



MTR. NO	DISCRIPTION	HP	VOLTS	PHASE	STARTER	DISC. SW.	WIRE SIZE	CABINET
1	RE-1	10	208	3	1	1	8	U-SUB #1
2	RE-2	10	208	3	1	1	8	U-SUB #1
3	S-1	20	208	3	1	1	4	U-SUB #1
4	S-2	20	208	3	1	1	4	U-SUB #1
5	CHILLED WTR PUMP	15	480	3	1	1	10	U-SUB #2
6	CHILLER (347A FL)		480	3	1	1	*70	U-SUB #2
7	TCAC		208	3	1	1	12	B-1
8	AIR DRYER	1/2	120	1	1	1	12	B-1
9	CONDENSER WTR PUMP	20	480	3	1	1	8	U-SUB #2
10	COIL WINTER PUMP	3	208	3	1	1	12	B-1
11	CENTRAL CHILLED WTR	1/2	120	1	1	1	12	B-1
12	CIRC PUMP	1/2	120	1	1	1	12	B-1
13	COIL SUMMER PUMP	1/2	208	3	1	1	12	B-1
14	WEST PUMP	1/2	208	3	1	1	12	B-1
15	SOUTH PUMP	1/2	208	3	1	1	12	B-1
16	EAST PUMP	1/2	208	3	1	1	12	B-1
17	NORTH PUMP	1/2	208	3	1	1	12	B-1
18	DUPLEX SUMP PUMP	1/2 EA	208	3	1 EA	1 EA	12	B-1
19	DUPLEX COND. PUMP	2 EA	208	3	1 EA	1 EA	12	B-1
20	S-4	1/4	120	1	1	1	12	B-1
21	ELEVATOR	15	208	3	1	1	6	U-SUB #1
22	S-3	20	208	3	1	1	4	U-SUB #1

\* TWO IN PARALLEL STARTERS BY MECH. CONTRACTOR, CONNECTED BY ELEC. FOR EACH ABOVE. DISCONNECT SWITCHES BY ELEC. CONNECTED BY ELEC. FOR EACH ABOVE.

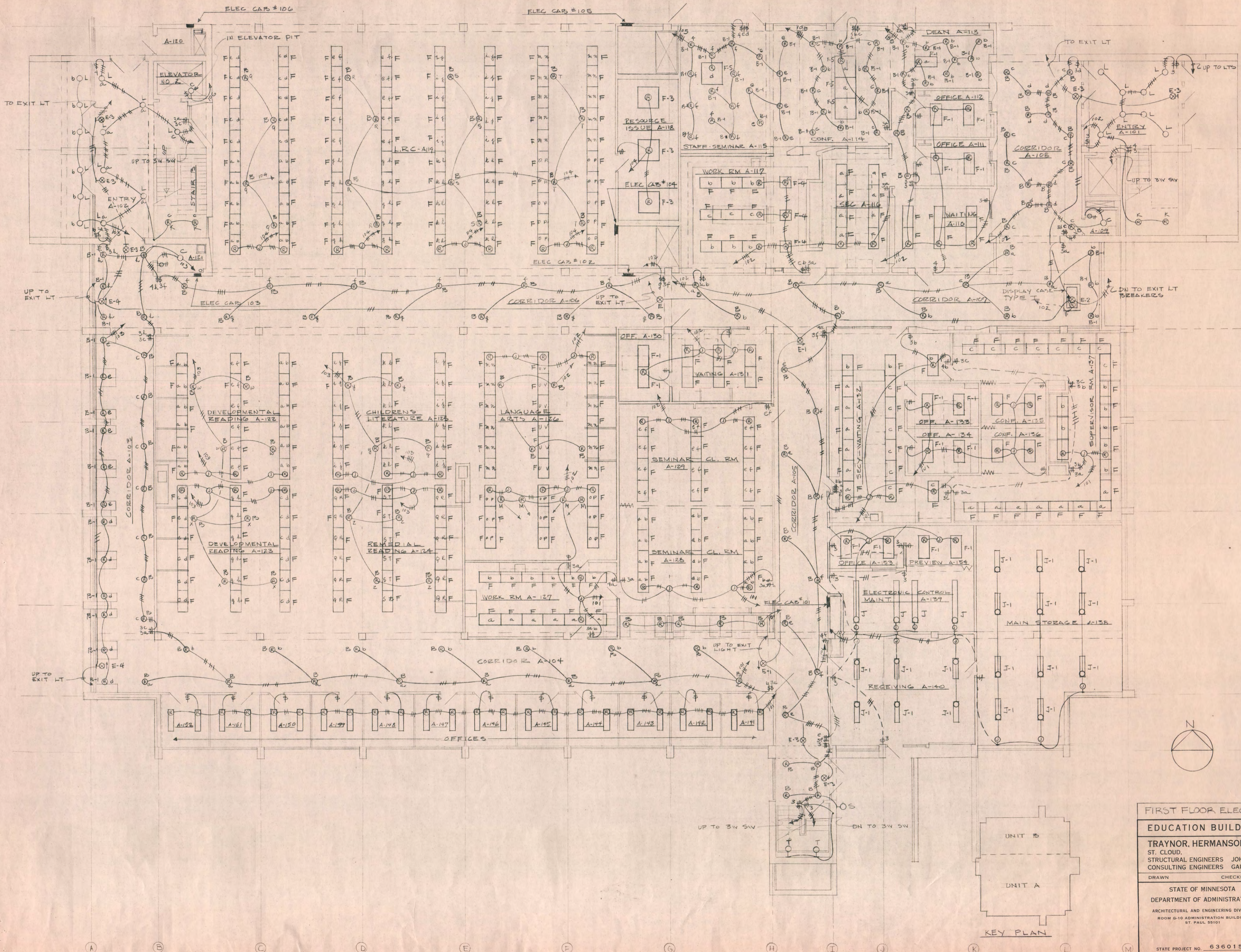


- ### ELECTRICAL SYMBOLS
- CEILING OUTLET
  - ⊕ BRACKET LIGHT
  - ⊗ EXIT LIGHT
  - ⊙ RECESSED FIXTURE
  - ⊖ EXISTING OUTLET
  - ⊕ JUNCTION OR PULL BOX
  - ⊖ T.V. OUTLET
  - ⊕ F.A. AUTO. SENDING STATION
  - ⊖ MICROPHONE OUTLET
  - ⊕ SPECIAL PURPOSE OUTLET
  - ⊖ SPEAKER OUTLET
  - ⊕ PUBLIC ADDRESS OUTLET WITH CALL BACK BELOW
  - ⊖ CLOCK OUTLET
  - ⊕ MOTOR OUTLET
  - ⊖ MOTOR STARTER
  - ⊕ PLUG RECEPT
  - ⊖ 120-220V REC.
  - ⊕ FLOOR OUTLET
  - ⊖ FLOOR TEL. OUTLET
  - ⊕ BELL OR GONG
  - ⊖ F.A. BREAK GLASS STATION
  - ⊕ PROJECTION MACH. SOUND
  - ⊖ BLANK OUTLET
  - ⊕ DUPLEX REC. SEP. CIRC. EA HALL SWITCH DESIGNATION
  - ⊖ OUTLET
  - ⊕ FIXTURE TYPE
  - ⊖ NURSES DUTY STATION
  - ⊕ NURSES CALL LIGHT
  - ⊖ LOW VOLTAGE SWITCH
  - ⊕ SPECIAL TV OUTLET SEE SHEET E-11
  - ⊖ VOL. CONTROL
  - ⊕ SWITCH
  - ⊖ 3 OR 4 WAY SWITCH
  - ⊕ SWITCH & PILOT
  - ⊖ SW. & REC.
  - ⊕ 2-POLE SW.
  - ⊖ DISCONNECT SW.
  - ⊕ THERMOSTAT
  - ⊖ PUSH BUTTON & PILOT STARTER & PILOT
  - ⊕ FIRE ALARM HORN
  - ⊖ RANGE OUTLET
  - ⊕ TELEPHONE OUTLET
  - ⊖ WEATHERPROOF REC. CONDUIT IN CEILING OR WALL
  - ⊕ CONDUIT IN FLOOR
  - ⊖ TEL. CONDUIT HOME RUN WITH CABINET DESIGNATION EXISTING CONDUIT
  - ⊕ EXISTG. OUTLET WITH NEW FIXTURE REMOVE EXISTG. FIXTURE & BLANK OUTLET
  - ⊖ REMOVE EXISTG. SW. & BLANK OUTLET
  - ⊕ REMOVE EXISTG. REC. & BLANK OUTLET PICK UP EXISTG. CONDUIT & EXTEND AS SHOWN
  - ⊖ BEFORE A SYMBOL MEANS 'EXISTING'
  - ⊕ FLOOR BOX, PIPE STAND & REC.
  - ⊖ LOW VOLTAGE BOX
  - ⊕ PATIENT OR PEOPLE STATION
  - ⊖ SPECIAL TV OUTLET SEE SHEET E-11
  - ⊕ STOPS INTO CLG SPACE

- ### NOTES FOR ALL DRAWINGS
- MOUNT & WIRE TIME SW FOR O.S. LIGHT ON COL ADJACENT TO ELEC CAB B-1 RM A-11 (NOT SHOWN ON PLAN)
  - MOUNT & WIRE STARTERS, DISCONNECT SW'S FOR COOLING TOWER FAN ON COL NEAR CHILLER (NOT SHOWN ON PLAN)
  - ALL TV CONDUITS SHALL BE 3/4" UNLESS NOTED OTHERWISE
  - ALL TELEPHONE CONDUITS SHALL BE 3/4" EXCEPT DEPT HEAD & SECRETARY'S OFFICES SHALL BE 1"
  - ALL SPECIAL JB BOXES SHALL BE #1900 BOXES 4x4" x 2 1/8" DEEP GANG NOTED
  - ALL SPECIAL JB BOXES SHALL BE FED WITH 1" CONDUIT.
  - ALL SPEAKER WIRING SHALL BE VERIFIED WITH MANUFACTURER'S WIRING DIAGRAM. CABLES ABOVE LEFT OUT CLR SHALL BE RUN EXPOSED
  - CHECK ALL ARCHITECTURAL DRAWINGS FOR HEIGHTS OF REC'S ABOVE COUNTERS, CARRELS & ETC. BEFORE INSTALLING ANY OUTLETS
  - A LOWER CASE LETTER WITH A NUMBER, ADJACENT TO A SPEAKER LINE INDICATES THE NUMBER OF SPEAKER CABLES.

1/8" = 1'-0"

BASEMENT ELECTRICAL PLAN	
EDUCATION BUILDING ST. CLOUD STATE COLLEGE	
TRAYNOR, HERMANSON & HAHN ARCHITECTS INC. ST. CLOUD, MINNESOTA STRUCTURAL ENGINEERS JOHNSTON & SAHLMAN, INC. MPLS., MINN. CONSULTING ENGINEERS GAUSMAN & MOORE, INC. ST. PAUL, MINN.	
DRAWN	SHEET NO. <b>E-2</b>
CHECKED	DATE Nov. 10, 1969
STATE OF MINNESOTA DEPARTMENT OF ADMINISTRATION ARCHITECTURAL AND ENGINEERING DIVISION ROOM G-10 ADMINISTRATION BUILDING ST. PAUL 55101	APPROVED BY _____ APPROVED BY _____ APPROVED BY _____
STATE PROJECT NO. 6360150	COMMISSIONER OF ADMINISTRATION AN AUTHORIZED SIGNATURE



1/8" = 1'-0"

**FIRST FLOOR ELECTRICAL PLAN UNIT A (LTG)**

**EDUCATION BUILDING ST. CLOUD STATE COLLEGE**

**TRAYNOR, HERMANSON & HAHN ARCHITECTS INC.**  
 ST. CLOUD, MINNESOTA  
 STRUCTURAL ENGINEERS JOHNSTON & SAHLMAN, INC. MPLS., MINN.  
 CONSULTING ENGINEERS GAUSMAN & MOORE, INC. ST. PAUL, MINN.

SHEET NO. **3**

DRAWN \_\_\_\_\_ CHECKED \_\_\_\_\_ DATE NOV. 10, 1969 OF 11

---

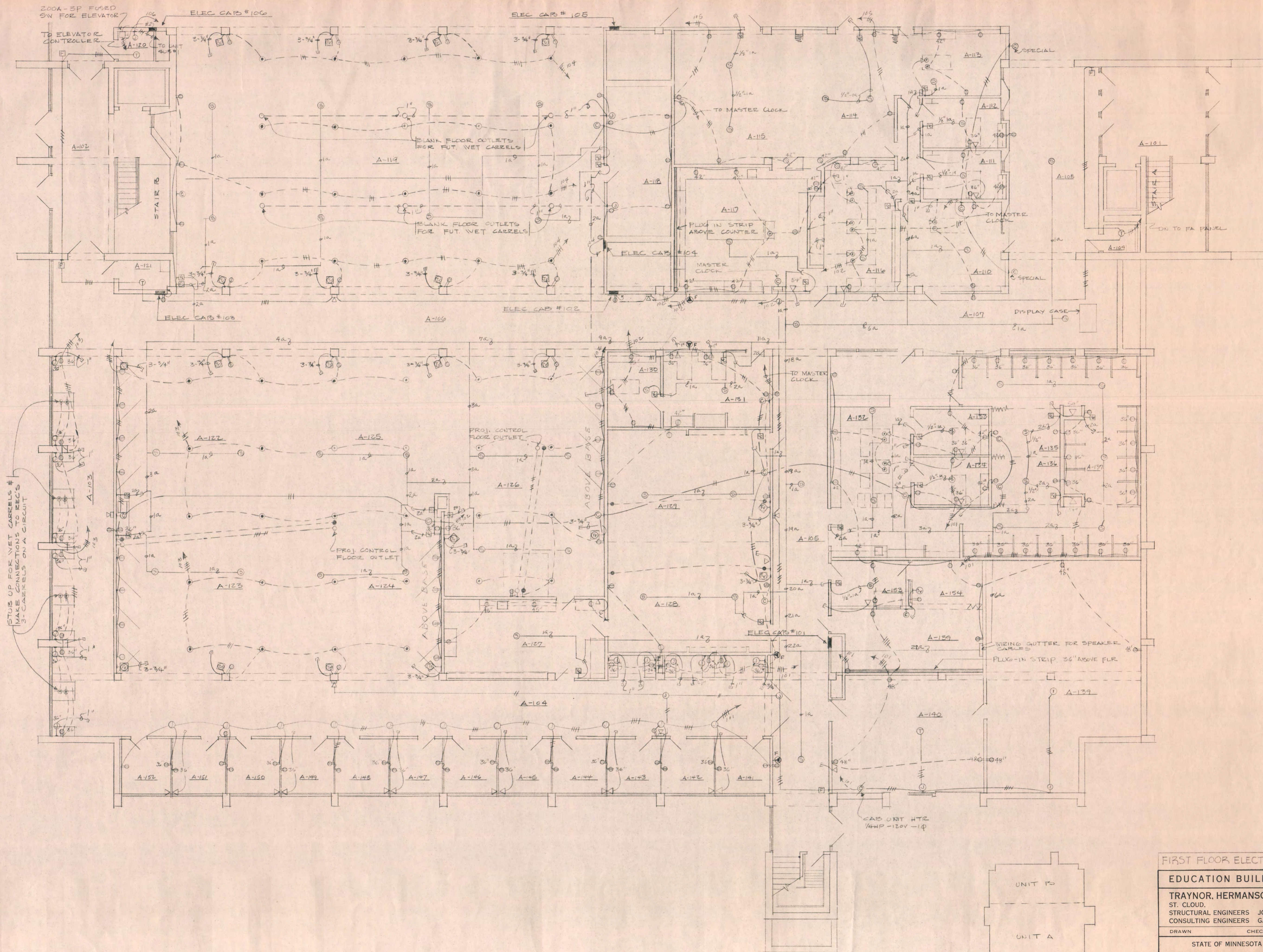
STATE OF MINNESOTA  
 DEPARTMENT OF ADMINISTRATION  
 ARCHITECTURAL AND ENGINEERING DIVISION  
 ROOM 6-10 ADMINISTRATION BUILDING  
 ST. PAUL 55101

APPROVED BY \_\_\_\_\_  
 APPROVED BY \_\_\_\_\_  
 APPROVED BY \_\_\_\_\_

STATE PROJECT NO. **6360150**

COMMISSIONER OF ADMINISTRATION  
 AN AUTHORIZED SIGNATURE

KEY PLAN



STUBS UP FOR VET CABLES & MAKE CONNECTIONS TO RECS & CABLES ON A CIRCUIT

FIRST FLOOR ELECTRICAL PLAN UNIT A (PWR & MISC)

**EDUCATION BUILDING ST. CLOUD STATE COLLEGE**

TRAYNOR, HERMANSON & HAHN ARCHITECTS INC.  
 ST. CLOUD, MINNESOTA  
 STRUCTURAL ENGINEERS JOHNSTON & SAHLMAN, INC. MPLS., MINN.  
 CONSULTING ENGINEERS GAUSMAN & MOORE, INC. ST. PAUL, MINN.

SHEET NO. 4 OF 11

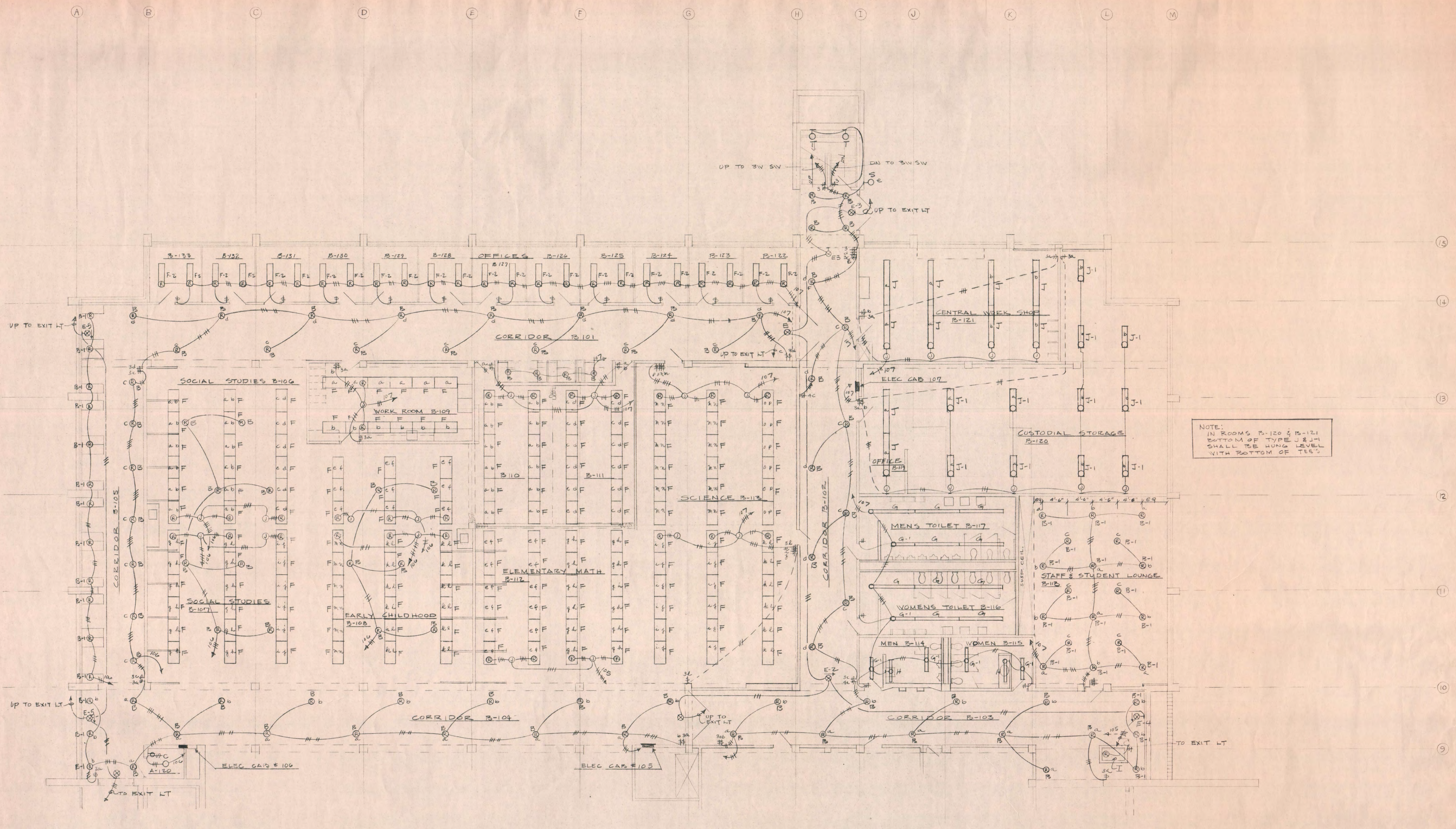
DRAWN \_\_\_\_\_ CHECKED \_\_\_\_\_ DATE NOV. 10, 1969

STATE OF MINNESOTA  
 DEPARTMENT OF ADMINISTRATION  
 ARCHITECTURAL AND ENGINEERING DIVISION  
 ROOM 6-10 ADMINISTRATION BUILDING  
 ST. PAUL, MINN. 55101

APPROVED BY \_\_\_\_\_  
 APPROVED BY \_\_\_\_\_  
 APPROVED BY \_\_\_\_\_

COMMISSIONER OF ADMINISTRATION  
 AN AUTHORIZED SIGNATURE

STATE PROJECT NO. 6360150



NOTE:  
 IN ROOMS B-120 & B-121  
 BOTTOM OF TYPE J&J-1  
 SHALL BE HUNG LEVEL  
 WITH BOTTOM OF T&E'S

1/8" = 1' - 0"

**FIRST FLOOR ELECTRICAL PLAN UNIT B (LTG)**

**EDUCATION BUILDING ST. CLOUD STATE COLLEGE**

TRAYNOR, HERMANSON & HAHN ARCHITECTS INC.  
 ST. CLOUD, MINNESOTA  
 STRUCTURAL ENGINEERS JOHNSTON & SAHLMAN, INC. MPLS., MINN.  
 CONSULTING ENGINEERS GAUSMAN & MOORE, INC. ST. PAUL, MINN.

DRAWN \_\_\_\_\_ CHECKED \_\_\_\_\_ DATE Nov. 10, 1969 SHEET NO. 5 OF 11

STATE OF MINNESOTA DEPARTMENT OF ADMINISTRATION ARCHITECTURAL AND ENGINEERING DIVISION ROOM 6-10 ADMINISTRATION BUILDING ST. PAUL 55101	APPROVED BY _____ APPROVED BY _____ APPROVED BY _____ COMMISSIONER OF ADMINISTRATION AN AUTHORIZED SIGNATURE
---	--

STATE PROJECT NO. 6360150