

**SITE PLAN**  
SCALE: 1" = 30'-0"

I HEREBY CERTIFY THAT THIS PLAN, SPECIFICATION, OR REPORT WAS PREPARED BY ME OR UNDER MY DIRECT SUPERVISION AND THAT I AM A DULY REGISTERED PROFESSIONAL ENGINEER UNDER THE LAWS OF THE STATE OF MINNESOTA  
*Wallace L. Keller*

DATE: 7/23/73 REG. NO. 6219

**OSM** ORR-SCHELEN-MAYERON AND ASSOCIATES, INC.  
 CONSULTING ENGINEERS  
 302 EAST HENNINGEN AVENUE, SUITE 230  
 MINNEAPOLIS, MINNESOTA 55410  
 TELEPHONE 832-8440

**ADMINISTRATION BUILDING ST. CLOUD STATE COLLEGE**

TRAYNOR, HERMANSON & HAHN ARCHITECTS INC.  
 ST. CLOUD, MINNESOTA  
 STRUCTURAL ENGINEERS JOHNSTON & SAHLMAN, INC. MPLS., MINN.  
 CONSULTING ENGINEERS ORR-SCHELEN-MAYERON & ASSOC., INC. MPLS., MINN.

DRAWN: R.D.G. CHECKED: W.L.S. DATE: 7/23/73 SHEET NO. 1 OF 1

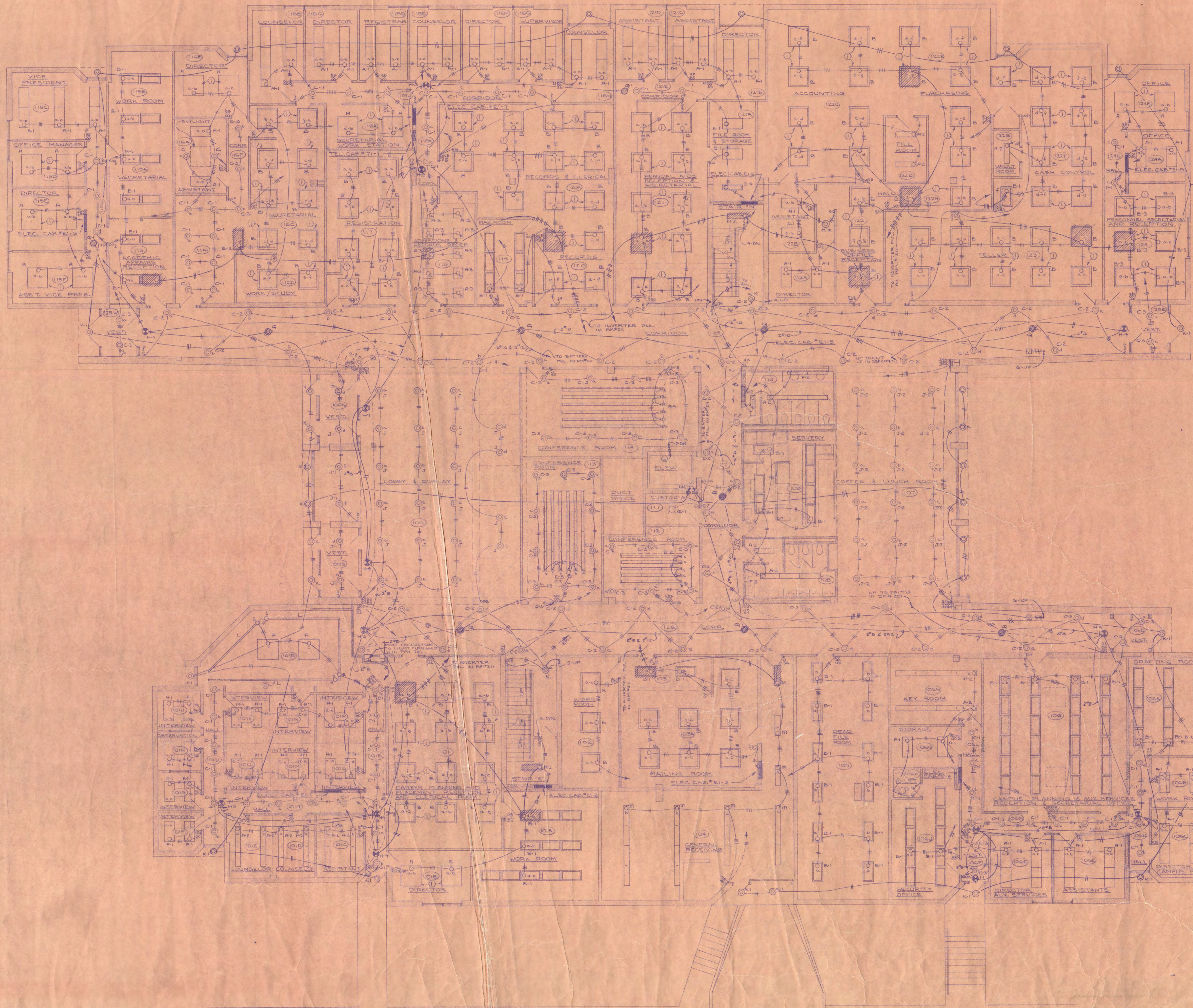
STATE OF MINNESOTA  
 DEPARTMENT OF ADMINISTRATION  
 ARCHITECTURAL AND ENGINEERING DIVISION  
 ROOM 610 ADMINISTRATION BUILDING  
 ST. PAUL 55155

APPROVED BY: PRESIDENT, ST. CLOUD STATE COLLEGE  
 APPROVED BY: STATE COLLEGE BOARD  
 APPROVED BY: COMMISSIONER OF ADMINISTRATION  
 AN AUTHORIZED SIGNATURE

STATE PROJECT NO. 6360174

SITE PLAN 1" = 30'-0"





- NUMBERED NOTES THIS SHEET
- ① THIS FIXTURE TO BE WIRED FOR 2-CIRCUITS, 2-LAMPS ON ONE SWITCH AND 4-LAMPS ON ANOTHER.
  - ② MAKE COMPLETE CONNECTIONS TO LIGHT TRACK.
  - ③ OUTLET BOX LOCATED MIDWAY IN ELEVATOR SHAFT FOR CAR LIGHT.

NOTE:  
 CROSS-HATCHED FIXTURES INDICATE EMERGENCY FIXTURES.  
 CONNECT ONE LAMP OF FLUORESCENT FIXTURES TO INVERTER  
 LOCATED IN CABINET IN RM#211. CONNECT INCANDESCENT  
 FIXTURES TO BATTERY DIST. PNL. IN RM#211



FIRST FLOOR PLAN LIGHTING  
 SCALE - 1/8" = 1'-0"

1. VERIFY CERTIFY THAT THE PLAN ENCLOSED, OR REPORT WAS PREPARED BY ME OR UNDER MY DIRECT SUPERVISION AND THAT I AM A duly REGISTERED PROFESSIONAL ENGINEER UNDER THE LAWS OF THE STATE OF MINNESOTA.

*Walter G. L. Williams*

DATE: 10/27/72

ORR-SCHELEN-MAYERON AND ASSOCIATES, INC.  
 301 EAST WASHINGTON AVENUE, SUITE 218  
 ANN ARBOR, MINNESOTA 55403  
 TELEPHONE: 623-71-8440

ADMINISTRATION BUILDING ST. CLOUD STATE COLLEGE

TRAYNOR, HERMANSON & HAHN ARCHITECTS INC.  
 ST. CLOUD, MINNESOTA

STRUCTURAL ENGINEERS JOHNSTON & SAHLMAN, INC. MPLS., MINN.  
 CONSULTING ENGINEERS ORR-SCHELEN-MAYERON & ASSOC., INC. MPLS., MINN.

DRAWN: D.G.-L.W.S. CHECKED: W.L.S. DATE: 10/72

SHEET NO. 15.3 OF 17

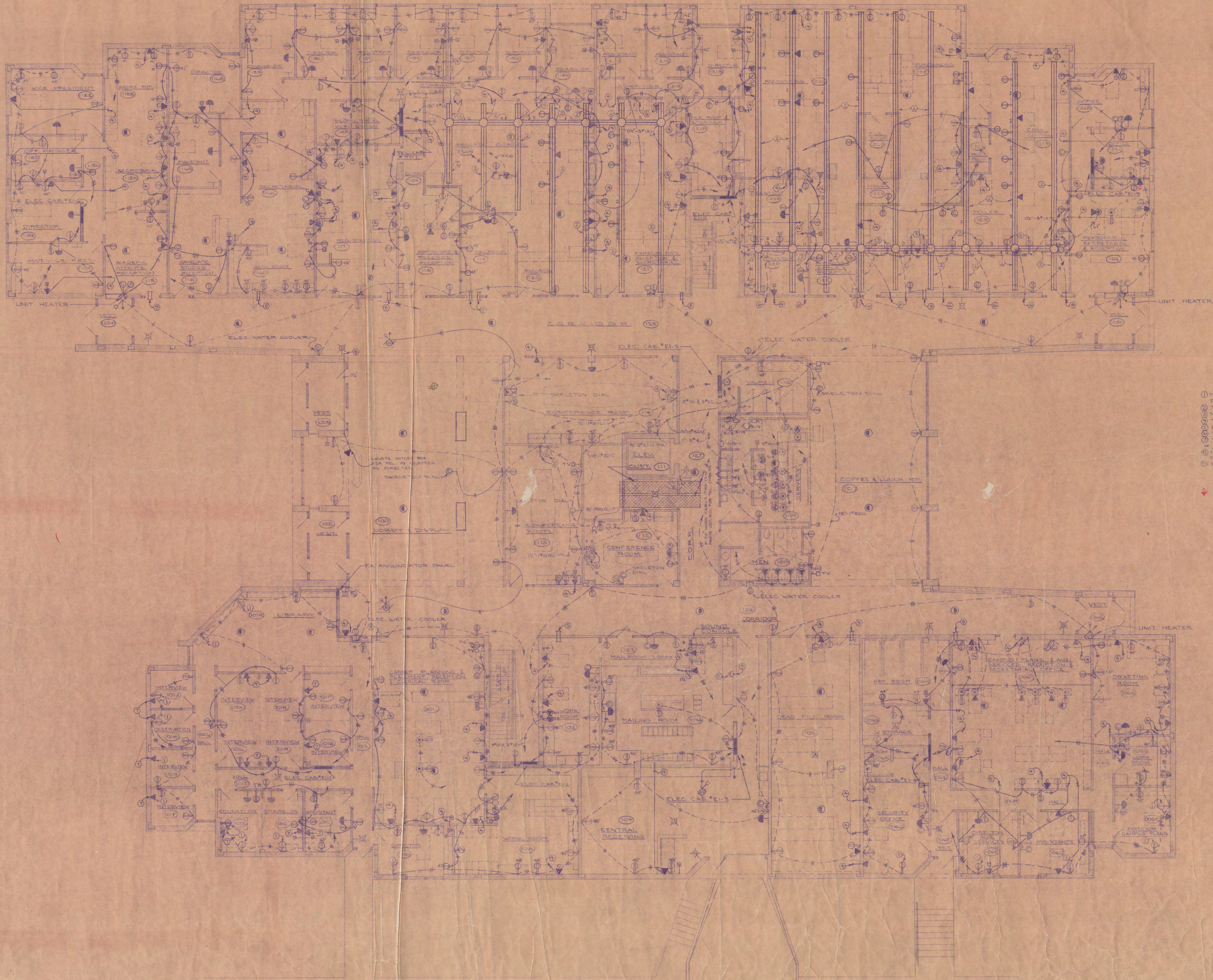
STATE OF MINNESOTA  
 DEPARTMENT OF ADMINISTRATION  
 ARCHITECTURAL AND ENGINEERING DIVISION  
 ROOM 6-10 ADMINISTRATION BUILDING  
 ST. PAUL 55155

APPROVED BY: \_\_\_\_\_  
 PRESIDENT ST. CLOUD STATE COLLEGE

APPROVED BY: \_\_\_\_\_  
 STATE COLLEGE BOARD

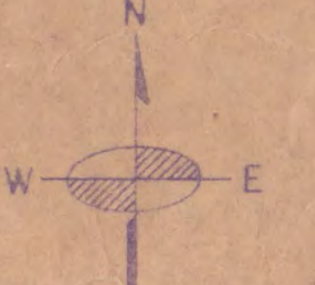
APPROVED BY: \_\_\_\_\_  
 DEPARTMENT OF ADMINISTRATION

STATE PROJECT NO. 630017A



- NUMBERED NOTES THIS SHEET**
- ① MOUNT OUTLET HORIZONTALLY MIDWAY BETWEEN RADIATION AND FINISHED FLOOR.
  - ② TWO SECTION UNDERFLOOR DUCT.
  - ③ MOUNT OUTLET UP 36" FROM FLOOR ON PART WALL.
  - ④ TERMINATE TEL CONDUIT ABOVE LAY-IN CEILING.
  - ⑤ 2" CONDUIT SLEEVES ABOVE CEILING FOR TEL. CABLES.
  - ⑥ TERMINATE 2" TEL. CONDUIT ABOVE LAY-IN CEILING.
  - ⑦ TERMINATE TEL CONDUIT ABOVE LAY-IN CEILING IN RM 101.
  - ⑧ ALL TEL. CONDUIT TO BE PLACED WHERE NOTED OTHERWISE.
  - ⑨ MAKE COMPLETE CONNECTIONS TO SPRINKLER ALARM BELL FURNISHED BY OTHERS.
  - ⑩ 1/2" 2"12 DOWN TO SPRINKLER FLOW SWITCH IN SPACE "E-11."

↓ IS LOCATION FOR COMPUTED OUTLET.



FIRST FLOOR PLAN POWER  
SCALE: 1/8" = 1'-0"

I HEREBY CERTIFY THAT THIS PLAN, SPECIFICATION, OR REPORT WAS PREPARED BY ME OR UNDER MY DIRECT SUPERVISION AND THAT I AM A QUALIFIED PROFESSIONAL ENGINEER UNDER THE LAWS OF THE STATE OF MINNESOTA.

DATE: 1/27/57 REG. NO. 6283

**OSM** ORR-SCHLEN-MAYERON AND ASSOCIATES, INC.  
CONSULTING ENGINEERS ORR-SCHLEN-MAYERON & ASSOC., INC. MPLS., MINN.  
TELEPHONE 525-1244

**ADMINISTRATION BUILDING ST. CLOUD STATE COLLEGE**

TRAYNOR, HERMANSON & HAHN ARCHITECTS INC.  
ST. CLOUD, MINNESOTA  
STRUCTURAL ENGINEERS JOHNSTON & SAHLMAN, INC. MPLS., MINN.  
CONSULTING ENGINEERS ORR-SCHLEN-MAYERON & ASSOC., INC. MPLS., MINN.

DRAWN: RGL-LWE CHECKED: VLS DATE: 1/27/57

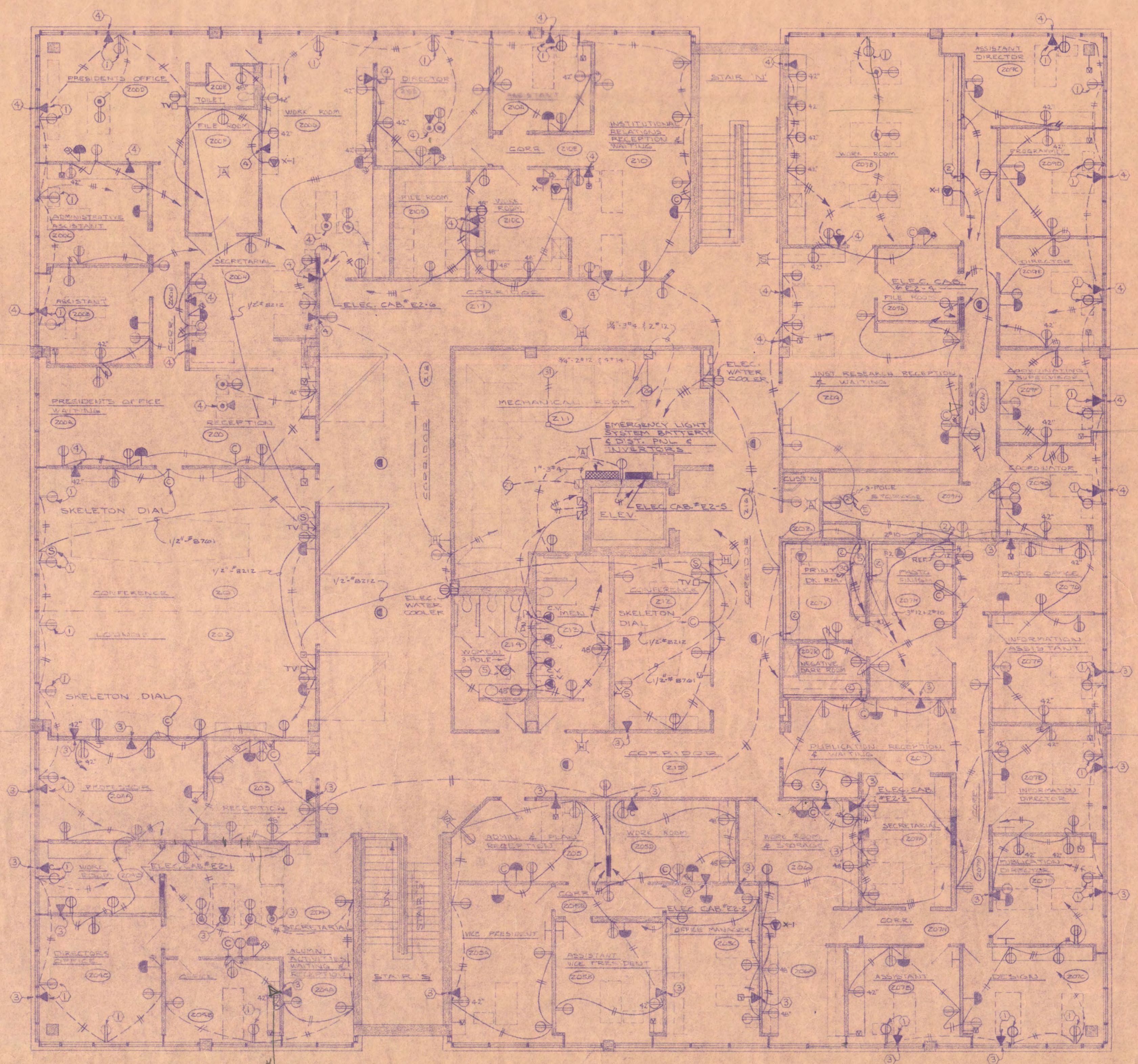
STATE OF MINNESOTA  
DEPARTMENT OF ADMINISTRATION  
ARCHITECTURAL AND ENGINEERING DIVISION  
ROOM 6-10 ADMINISTRATION BUILDING  
ST. PAUL 36188

APPROVED BY: PRESIDENT ST. CLOUD STATE COLLEGE  
APPROVED BY: STATE COLLEGE BOARD  
APPROVED BY: COMMISSIONER OF ADMINISTRATION  
AN AUTHORIZED SIGNATORY

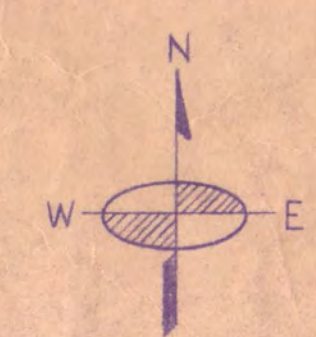
STATE PROJECT NO. 6360174

SHEET NO. 15-4 OF 7





- NUMBERED NOTES THIS DRAWING
- ① MOUNT OUTLET HORIZONTALLY MIDWAY BETWEEN RADIATION & FINISHED FLOOR.
  - ② PLUGMOLD MOUNTED UP 40", OUTLETS SPACED 16" ON CENTER.
  - ③ TERMINATE 1" TEL CONDUIT IN SPACE OF 1ST FLOOR CORRIDOR CEILING, CORRIDOR # 124.
  - ④ TERMINATE 1" TEL CONDUIT IN SPACE OF 1ST FLOOR CORRIDOR CEILING, CORRIDOR # 125.
  - ⑤ LOCATED ON ROOF ABOVE.



SECOND FLOOR PLAN POWER  
SCALE - 1/8" = 1'-0"

I HEREBY CERTIFY THAT THIS PLAN, SPECIFICATION, OR REPORT WAS PREPARED BY ME OR UNDER MY DIRECT SUPERVISION AND THAT I AM A DULY REGISTERED PROFESSIONAL ENGINEER UNDER THE LAWS OF THE STATE OF MINNESOTA.

DATE: 7/20/75  
 SIGNATURE: [Handwritten Signature]

**OSM**  
 ORR-SCHLEEN-MAYERON AND ASSOCIATES, INC.  
 CONSULTING ENGINEERS  
 301 EAST MINNETONKA AVENUE, SUITE 202  
 ANN ARBOR, MINNESOTA 55403  
 TELEPHONE: 920-219510

ADMINISTRATION BUILDING ST. CLOUD STATE COLLEGE

TRAYNOR, HERMANSON & HAHN ARCHITECTS INC.  
 ST. CLOUD, MINNESOTA  
 STRUCTURAL ENGINEERS JOHNSTON & SAHLMAN, INC. MPLS., MINN.  
 CONSULTING ENGINEERS ORR-SCHLEEN-MAYERON & ASSOC., INC. MPLS., MINN.

DATE: 7/20/75  
 CHECKED: [Handwritten Signature]  
 DATE: 7/20/75

SHEET NO. **E-6**  
 OF 7

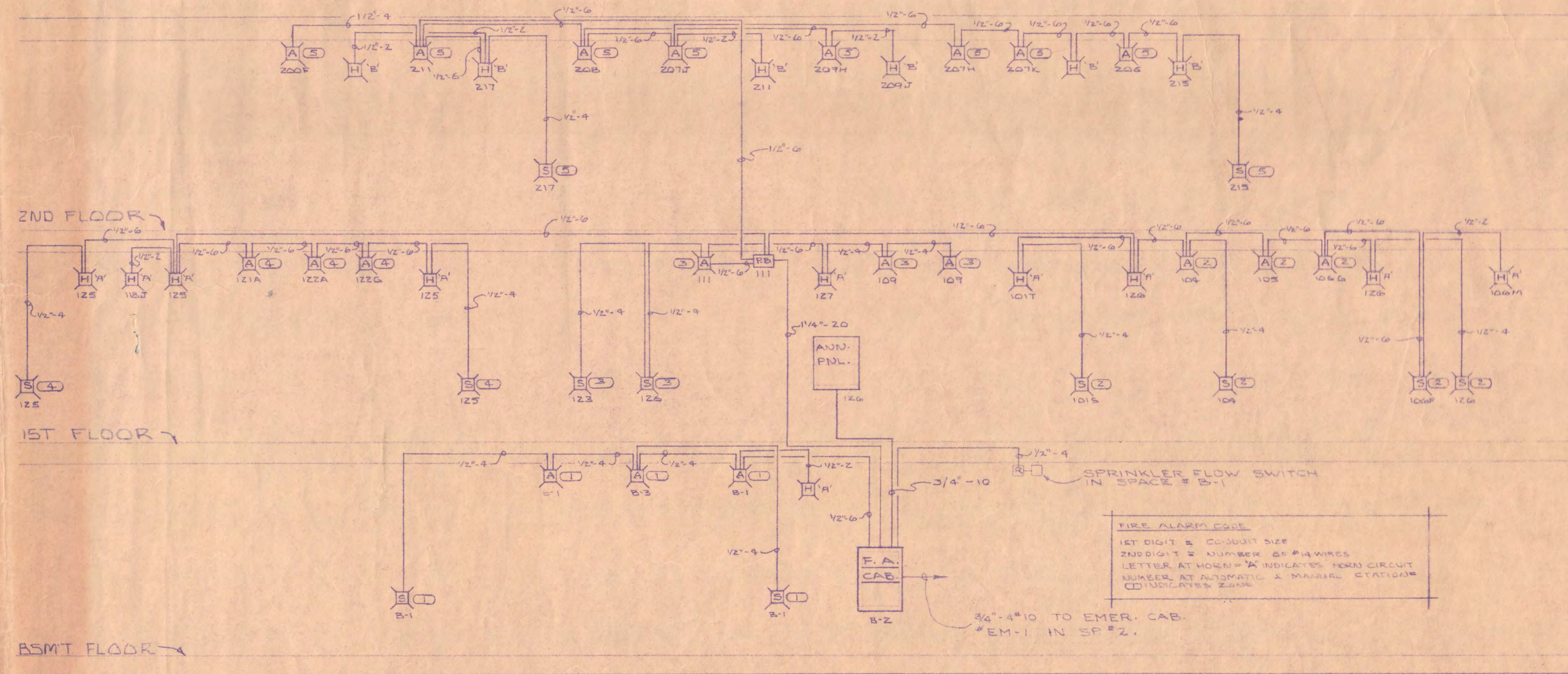
STATE OF MINNESOTA  
 DEPARTMENT OF ADMINISTRATION  
 ARCHITECTURAL AND ENGINEERING DIVISION  
 ROOM 0-10 ADMINISTRATION BUILDING  
 ST. PAUL, MINN.

APPROVED BY: [Signature]  
 PRESIDENT ST. CLOUD STATE COLLEGE

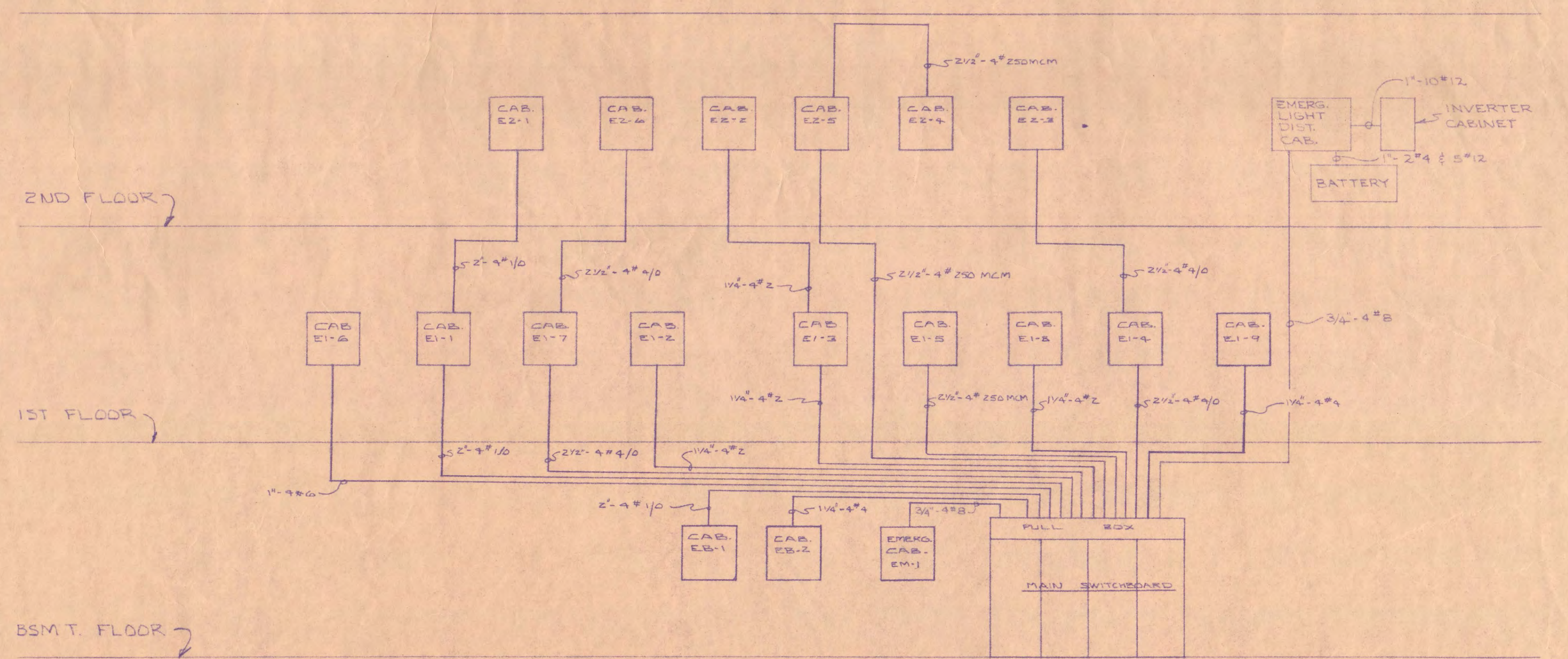
APPROVED BY: [Signature]  
 STATE COLLEGE BOARD

APPROVED BY: [Signature]  
 COMMISSIONER OF ADMINISTRATION  
 A REGISTERED SURVEYOR


STATE PROJECT NO. 6380174



FIRE ALARM RISER DIAGRAM NO SCALE



LIGHT & POWER RISER DIAGRAM NO SCALE



INTERCOM RISER DIAGRAM NO SCALE

**RISER DIAGRAMS NOT TO SCALE**

I HEREBY CERTIFY THAT THIS PLAN, SPECIFICATION, OR REPORT WAS PREPARED BY ME OR UNDER MY DIRECT SUPERVISION AND THAT I AM A duly REGISTERED PROFESSIONAL ENGINEER UNDER THE LAWS OF THE STATE OF MINNESOTA.

*Paul Dries*

DATE: 7/20/73 REG. NO. 211840

**OSM** ORR-SCHELEN-MAYERON AND ASSOCIATES, INC.  
207 EAST HENRY AVENUE, SUITE 220  
MINNEAPOLIS, MINNESOTA 55401  
TELEPHONE: 822-2100

**ADMINISTRATION BUILDING ST. CLOUD STATE COLLEGE**

TRAYNOR, HERMANSON & HAHN ARCHITECTS INC.  
ST. CLOUD, MINNESOTA  
STRUCTURAL ENGINEERS JOHNSTON & SAHLMAN, INC. MPLS., MINN.  
CONSULTING ENGINEERS ORR-SCHELEN-MAYERON & ASSOC., INC. MPLS., MINN.

DRAWN: R.D.G.-L.W.S. CHECKED: W.L.S. DATE: 7/20/73 SHEET NO. 15-7 OF 7

STATE OF MINNESOTA  
DEPARTMENT OF ADMINISTRATION  
ARCHITECTURAL AND ENGINEERING DIVISION  
ROOM 9-10 ADMINISTRATION BUILDING  
ST. PAUL, MINN.

APPROVED BY: PRESIDENT ST. CLOUD STATE COLLEGE  
APPROVED BY: STATE COLLEGE BOARD  
APPROVED BY: [Signature]

STATE PROJECT NO. 6360174